



VISIT US ON
TOSIBAKECAMP.COM

MATH WITH MORSELS

Make learning yummy and fun for everyone.

First math, then munch! Baking is just as educational as it is delicious, so we've created an easy way for you to teach counting with NESTLÉ® TOLL HOUSE® Morsels. Adult supervision is recommended.



YOU WILL NEED

One pack of your favorite NESTLÉ® TOLL HOUSE® Morsels

Printer paper or cardstock

An eager student!

EQUIPMENT

PRINTER

SCISSORS

LAMINATOR (optional)

SET UP THE FUN

Print the "Math with Morsels" document out on your favorite paper.

MAKE IT NEAT

Carefully cut out each flashcard along the dashed lines.

USE IT OVER AND OVER

If you'd like to reuse the flashcards, laminate the paper for an easy wipe between uses.

PLAY ON!

Place a flashcard on the table alongside a pile of your favorite NESTLÉ® TOLL HOUSE® Morsels (We love our classic Semi-Sweet ones!)

MATH ON!

Count along with your child as they count and place morsels onto the flashcard.

SNACK ON!

When they count correctly, let them eat the morsels and enjoy their hard work!


BONUS! When they get more advanced, use the math equation symbols to start teaching basic arithmetic.



FROM MILK BAR
FOUNDER
CHRISTINA
TOSI




MATH WITH MORSELS




1 ONE

FOR MORE ACTIVITIES, VISIT TOSIBAKECAMP.COM




2 TWO

FOR MORE ACTIVITIES, VISIT TOSIBAKECAMP.COM




3 THREE

FOR MORE ACTIVITIES, VISIT TOSIBAKECAMP.COM




4 FOUR

FOR MORE ACTIVITIES, VISIT TOSIBAKECAMP.COM



5 FIVE

FOR MORE ACTIVITIES, VISIT TOSIBAKECAMP.COM



6 SIX

FOR MORE ACTIVITIES, VISIT TOSIBAKECAMP.COM

MATH WITH MORSELS

FOR MORE ACTIVITIES, VISIT TOSIBAKECAMP.COM



7 SEVEN



FOR MORE ACTIVITIES, VISIT TOSIBAKECAMP.COM



8 EIGHT



FOR MORE ACTIVITIES, VISIT TOSIBAKECAMP.COM



9 NINE



FOR MORE ACTIVITIES, VISIT TOSIBAKECAMP.COM



10 TEN

